

## **SANDIA REPORT**

SAND2018-2883  
Unlimited Release  
March 2018

# **Introduction to the Organizational Cost Community Framework: Update**

Terry Josserand, Leone Z. Young, and Edwin P. Chamberlin

Prepared by  
Sandia National Laboratories  
Albuquerque, New Mexico 87185 and Livermore, California 94550

Sandia National Laboratories is a multimission laboratory managed and operated by National Technology and Engineering Solutions of Sandia, LLC, a wholly owned subsidiary of Honeywell International, Inc., for the U.S. Department of Energy's National Nuclear Security Administration under contract DE-NA0003525.



**Sandia National Laboratories**

Issued by Sandia National Laboratories, operated for the United States Department of Energy by National Technology and Engineering Solutions of Sandia, LLC.

**NOTICE:** This report was prepared as an account of work sponsored by an agency of the United States Government. Neither the United States Government, nor any agency thereof, nor any of their employees, nor any of their contractors, subcontractors, or their employees, make any warranty, express or implied, or assume any legal liability or responsibility for the accuracy, completeness, or usefulness of any information, apparatus, product, or process disclosed, or represent that its use would not infringe privately owned rights. Reference herein to any specific commercial product, process, or service by trade name, trademark, manufacturer, or otherwise, does not necessarily constitute or imply its endorsement, recommendation, or favoring by the United States Government, any agency thereof, or any of their contractors or subcontractors. The views and opinions expressed herein do not necessarily state or reflect those of the United States Government, any agency thereof, or any of their contractors.

Printed in the United States of America. This report has been reproduced directly from the best available copy.

Available to DOE and DOE contractors from  
U.S. Department of Energy  
Office of Scientific and Technical Information  
P.O. Box 62  
Oak Ridge, TN 37831

Telephone: (865) 576-8401  
Facsimile: (865) 576-5728  
E-Mail: [reports@osti.gov](mailto:reports@osti.gov)  
Online ordering: <http://www.osti.gov/scitech>

Available to the public from  
U.S. Department of Commerce  
National Technical Information Service  
5301 Shawnee Rd  
Alexandria, VA 22312

Telephone: (800) 553-6847  
Facsimile: (703) 605-6900  
E-Mail: [orders@ntis.gov](mailto:orders@ntis.gov)  
Online order: <http://www.ntis.gov/search>



SAND2018-2883  
March 2018  
Unlimited Release

# Introduction to the Organizational Cost Community Framework: Update

Terry Josserand, Leone Z. Young, and Edwin P. Chamberlin  
Nuclear Security Enterprise and Cost Analysis (00157)

Sandia National Laboratories  
P. O. Box 5800  
Albuquerque, New Mexico 87185-MS0431

## Abstract

Organizations often experience conflicts because of role and responsibility overlaps and gaps. While a potential consequence of organizational role and responsibility overlap is inefficiency, the consequence of a gap may result in the lack of sustainable and defensible execution. One specific area of emergent research and assessment, with respect to organizational role and responsibility overlaps and gaps, exists within an organization's ability to generate sustainable and defensible cost estimates. This paper will assist organizations facing the challenge to improve their cost estimation and analysis capabilities through the general characterization of the four interdependent cost functions, their processes, and the participants all within the systematic Organizational Cost Community Framework. This paper has been updated from a previously published paper and now includes an additional distinctive case study which further demonstrates the value and lifecycle applicability of the Organizational Cost Community Framework.

This Page Intentionally Left Blank

## Table of Contents

1.	Introduction .....	7
2.	Cost Community.....	9
3.	Cost Functions.....	11
4.	Process Steps of the Cost Functions .....	13
5.	Participants of the Process Steps of the Cost Functions. ....	15
6.	Organizational Cost Community Framework.....	17
6.1.	Case Study 1 .....	19
6.1.1.	Case Study 1: Process Step Descriptions .....	20
6.2.	Case Study 2 .....	21
6.2.1.	Case Study 2: Process Step Descriptions .....	22
6.3.	Case Study 3 .....	24
6.3.1.	Case Study 3: Process Step Descriptions .....	25
6.4.	Case Study 4 .....	26
6.4.1.	Case Study 4: Process Step Descriptions .....	27
7.	Summary .....	29

## Figures

Figure 1.	Cost Community Venn Diagram.....	11
Figure 2.	Organizational Cost Community Framework.....	18
Figure 3.	Organizational Cost Community Framework Case Study 1 .....	19
Figure 4.	Organizational Cost Community Framework Case Study 2 .....	21
Figure 5.	Organizational Cost Community Framework Case Study 3 .....	24
Figure 6.	Organizational Cost Community Framework Case Study 4 .....	26

## Tables

Table 1.	Process Steps of the Cost Functions .....	13
Table 2.	Participants of the Process Steps of the Cost Functions.....	15
Table 3.	Case Study Legend .....	17

This Page Intentionally Left Blank

## 1. INTRODUCTION

Organizations often experience conflicts because of role and responsibility overlaps and gaps. While a potential consequence of organizational role and responsibility overlap is inefficiency, the consequence of a gap may result in the lack of sustainable and defensible execution. One specific area of emergent research and assessment—with respect to organizational role and responsibility overlaps and gaps—exists within an organization’s ability to generate sustainable and defensible cost estimates. While the comparison of outputs describes areas of organizational overlap, gaps are more difficult to identify. Gaps can be intentionally created, but often exist due to their non-existence being unknown. [1] This paper characterizes cost estimation and the three other enabling inter-dependent cost functions—cost infrastructure, cost management, and cost analysis—within a systematic process. The systematic process characterized herein will assist an organization with the challenge of identifying organizational gaps and improving their cost estimation capabilities.

All four cost functions—cost estimation, cost analysis, cost infrastructure, and cost management—make up an organization’s cost community and through their inter-dependence, enable an organization to generate sustainable and defensible cost estimates. An organization’s ability to generate sustainable cost estimates requires the organization’s leadership to be aware of how investment decisions may influence the capabilities of the functional areas of the cost community in the near and long-term. Furthermore, the defensibility of an organization’s cost estimates relies on the ability to defend the product’s credibility, validity, traceability, and repeatability. [2] This paper *will not* uniquely define the details of the four cost functions of the cost community, the process steps, or the participants, but will instead, rely on generalized definitions and provide literature resources. The generalization of definitions creates flexibility that enables the custom application of this construct within any organization.

In addition to the generalized definitions of the four functional areas that make up the cost community, this paper provides processes, process steps, and participants for each of the four functional areas. Furthermore, this paper may be the first research effort to provide a detailed walkthrough of case studies to describe the interdependence of the cost functions in an organization.

This paper has been updated from a previously published paper and now includes an additional distinctive case study which further demonstrates the value and lifecycle applicability of the Organizational Cost Community Framework. [33]

This Page Intentionally Left Blank



## 2. COST COMMUNITY

As previously stated, four cost functions—cost estimation, cost analysis, cost infrastructure, and cost management—make up an organization’s cost community. The cost community is the collective view of these four cost functions. The order of the four cost functions has no significance. Each of the cost functions is required for an organization to have a sustainable and defensible cost estimation capability. This paper does not intend to develop a unique definition of the four cost functions.

This paper will focus on general descriptions of the process steps of each of the four cost functions. The references provided by cost function below will assist an organization seeking to define the appropriate detailed definitions of each of the cost functions:

- Cost Analysis – The act of analyzing cost [3, 4, 5, 6,7, 8, 9, 10, 11]
- Cost Estimation – The act of estimating cost [2,12, 13, 14, , 15, 16, 17, 18, 19, 20, 21, 22, 23]
- Cost Infrastructure – The act of assisting cost [19 ,24, 25,26 , 27]
- Cost Management – The act of managing cost [28,29, 30, 31, 32]

**Note:** *This paper is intentionally general and not detailed with respect to the definitions of the cost functions, their process steps and related participants. The paper supplants an interdependent framework to support an organization’s exploration of their cost community, to improve their abilities to execute defensible and sustainable cost estimation and analysis, while recognizing that individual organizations have unique attributes. The cost functions only identify cross-functional overlap, but do not include cross-functional definitions; the degree of cross-functional scope varies based on the unique attributes of the organization. The cost function process steps are generalized and do not include detailed definitions of each of the steps nor the steps that may exist in-between. The participant characteristics are a function of the cross-functional design of the organization, no participant characteristics are included in this paper.*

This Page Intentionally Left Blank

### 3. COST FUNCTIONS

Figure 1 is a Venn diagram of the cost community that illustrates the overlap of the four cost functions. This overlap represents scope and describes the interdisciplinary nature of the cost community among other things. [3] It is important that an organization recognize the overlapping nature of the cost functions of the cost community. Cost products, in most cases, require direct input from two or more cost functions and indirectly affect all functions as a function of time. In order to deliver a cost product from the cost community, it is important that each cost function utilize a sequential and consistent process to support the identification of required inputs, participants, and overall organizational communication.

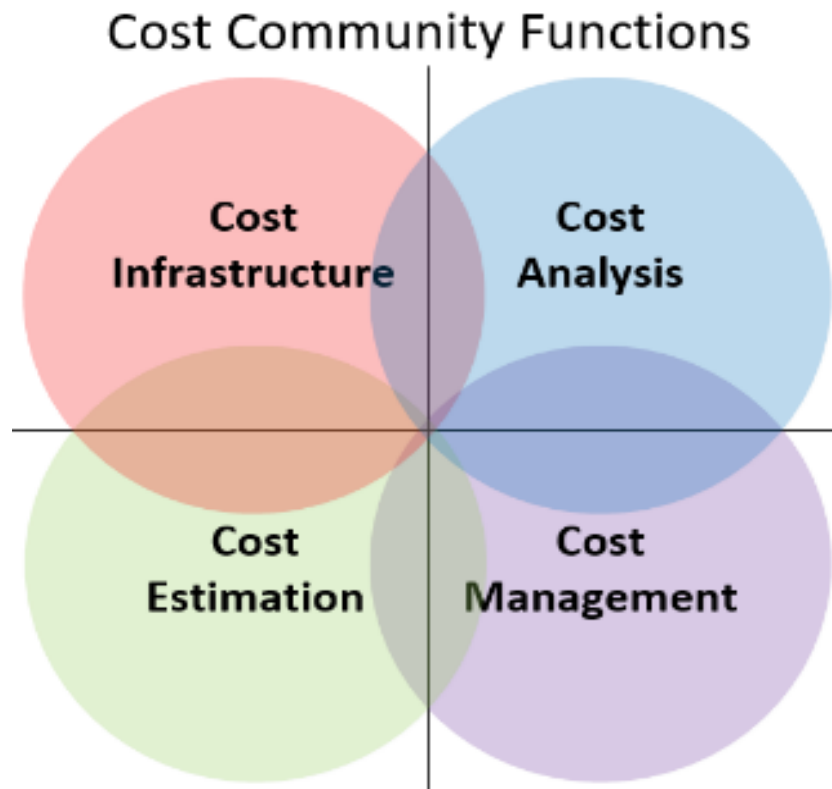


Figure 1. Cost Community Venn Diagram

This Page Intentionally Left Blank

#### 4. PROCESS STEPS OF THE COST FUNCTIONS

The Organizational Cost Framework references the bodies of knowledge that have published general processes for cost estimation, cost analysis, and cost management to build a table of six steps that each of the four cost functions follow, as shown in Table 1.

As previously stated, this paper will be consistent in *not* defining detailed scope of each step, but rather relying on the general understanding of the name of the step. This will enable flexibility for an organization to define the detailed scope. The references provided in the Cost Community section by cost function will assist an organization in defining the details of each of the cost functions process steps.

**Table 1. Process Steps of the Cost Functions**

Process Step	Cost Analysis Process View	Cost Estimation Process View	Cost Management Process View	Cost Infrastructure Process View
1	Initiate Cost Analysis	Initiate Cost Estimation	Initiate Cost Management	Initiate Cost Infrastructure
2	Define Cost Analysis	Define Cost Estimation	Define Cost Management	Define Cost Infrastructure
3	Execute Cost Analysis	Execute Cost Estimation	Execute Cost Management	Execute Cost Infrastructure
4	Review Cost Analysis	Review Cost Estimation	Review Cost Management	Review Cost Infrastructure
5	Close Out Cost Analysis	Close Out Cost Estimation	Close Out Cost Management	Close Out Cost Infrastructure
6	Submit to Cost Analysis Data Repository	Submit to Cost Estimation Data Repository	Submit to Cost Management Data Repository	Submit to Cost Infrastructure Data Repository

This Page Intentionally Left Blank

## 5. PARTICIPANTS OF THE PROCESS STEPS OF THE COST FUNCTIONS.

The Organizational Cost Framework identifies general participants involved in each cost function’s process steps, as shown in Table 2. As stated, this paper does not uniquely define participant skills, capabilities, certifications, degrees, experience, knowledge, etc.

**Table 2. Participants of the Process Steps of the Cost Functions**

		Process Step	Cost Analysis Process View	Cost Estimation Process View	Cost Management Process View	Cost Infrastructure Process View
Process Step 1	Name	1	Initiate Cost Analysis	Initiate Cost Estimation	Initiate Cost Management	Initiate Cost Infrastructure
	Participants		<i>Cost Analysis Team Cost Analysis Customer</i>	<i>Cost Estimation Team Cost Estimation Customer</i>	<i>Cost Management Team Cost Management Customer</i>	<i>Cost Infrastructure Team Cost Infrastructure Customer</i>
Process Step 2	Name	2	Define Cost Analysis	Define Cost Estimation	Define Cost Management	Define Cost Infrastructure
	Participants		<i>Cost Analysis Team Cost Analysis Customer</i>	<i>Cost Estimation Team Cost Estimation Customer</i>	<i>Cost Management Team Cost Management Customer</i>	<i>Cost Infrastructure Team Cost Infrastructure Customer</i>
Process Step 3	Name	3	Execute Cost Analysis	Execute Cost Estimation	Execute Cost Management	Execute Cost Infrastructure
	Participants		<i>Cost Analysis Team</i>	<i>Cost Estimation Team</i>	<i>Cost Management Team</i>	<i>Cost Infrastructure Team</i>
Process Step 4	Name	4	Review Cost Analysis	Review Cost Estimation	Review Cost Management	Review Cost Infrastructure
	Participants		<i>Cost Analysis Team Cost Analysis Customer Cost Analysis Review Team</i>	<i>Cost Estimation Team Cost Estimation Customer Cost Estimation Review Team</i>	<i>Cost Management Team Cost Management Customer Cost Management Review Team</i>	<i>Cost Infrastructure Team Cost Infrastructure Customer Cost Infrastructure Review Team</i>
Process Step 5	Name	5	Close Out Cost Analysis	Close Out Cost Estimation	Close Out Cost Management	Close Out Cost Infrastructure
	Participants		<i>Cost Analysis Team</i>	<i>Cost Estimation Team</i>	<i>Cost Management Team</i>	<i>Cost Infrastructure Team</i>
Process Step 6	Name	6	Submit to Cost Analysis Data Repository	Submit to Cost Estimation Data Repository	Submit to Cost Management Data Repository	Submit to Cost Infrastructure Data Repository
	Participants		<i>Cost Analysis Team</i>	<i>Cost Estimation Team</i>	<i>Cost Management Team</i>	<i>Cost Infrastructure Team</i>

This paper will be consistent in *not* defining participant characteristics, but rather relying on the general understanding of the participant names. This will enable flexibility for organizations seeking to define participant characteristics. The references of this paper provided in Section 2. Cost Community by cost function will support an organization seeking to define participant characteristics of each of the cost functions process steps.

This Page Intentionally Left Blank



## 6. ORGANIZATIONAL COST COMMUNITY FRAMEWORK

The four cost functions, the process steps, and their participants render the Organizational Cost Community Framework in Figure 2. The Organizational Cost Community Framework characterizes the lifecycle of an organizations' cost products through a traceable, systematic, and sequential process.

Each of the case studies then includes general descriptions of the sequence of steps that demonstrate the utility of the Organizational Cost Community Framework. The design of the case studies in this paper do not focus on a particular cost function or interdependency. This paper will be consistent by not adding any previously undisclosed detail pertaining to the definitions of the cost functions, process steps, or participants.

The legend in Table 3 designates the sequentially numbered steps for each specific case study featured in the following Figures 3 through Figure 6.

**Table 3. Case Study Legend**

<b>Case Study 1</b>	Steps 1 through Step 6 (Figure 3)
<b>Case Study 2</b>	Steps 7 through Step 22 (Figure 4)
<b>Case Study 3</b>	Steps 23 through Step 32 (Figure 5)
<b>Case Study 4</b>	Steps 33 through Step 44 (Figure 6)

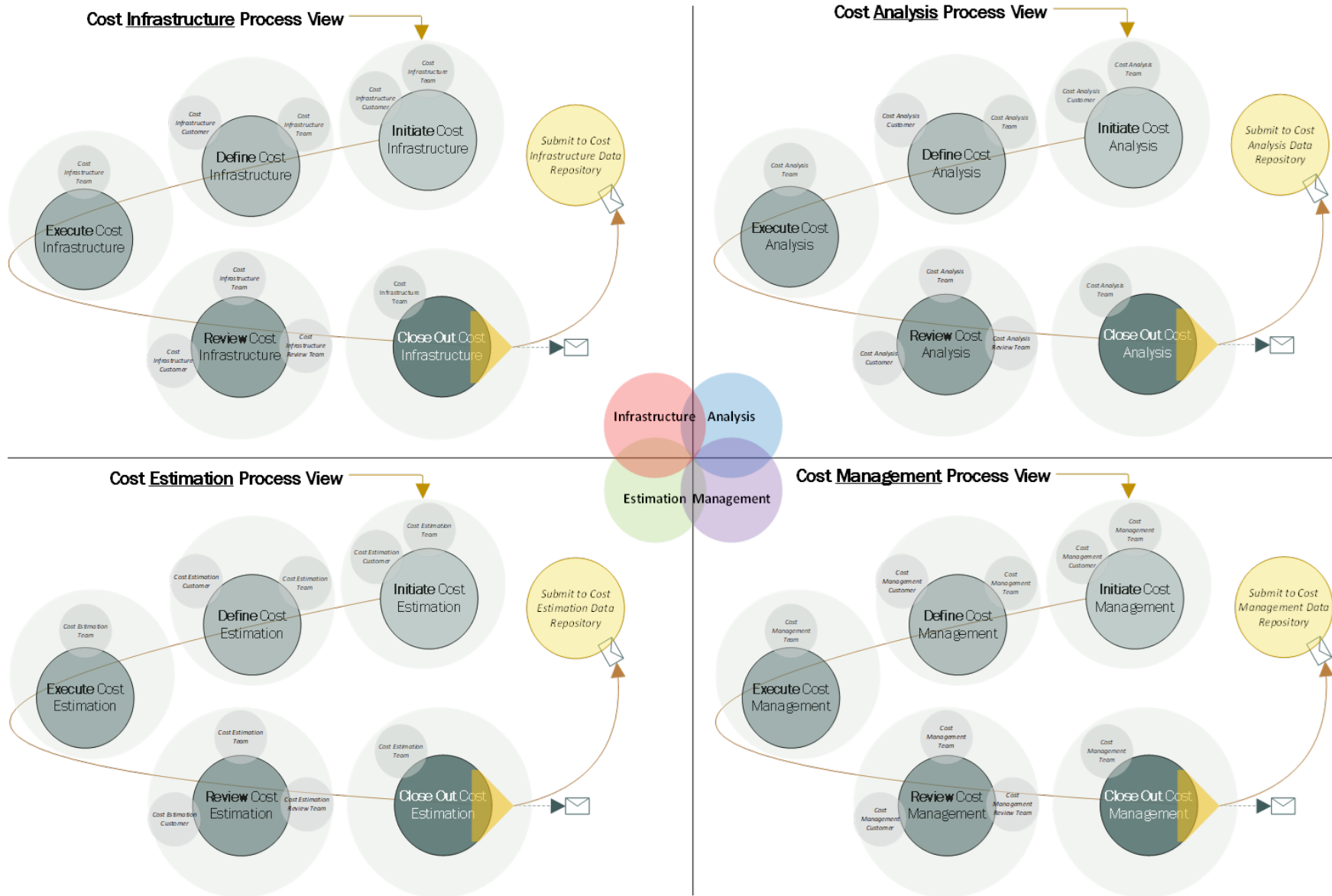


Figure 2. Organizational Cost Community Framework

## 6.1. Case Study 1

### Case Study 1

An organization receives a request from an external customer for a cost estimate based on a redesign of an asset that the organization previously designed in the mid-1990s. In the mid-1990s, the organization was in the early stages of capturing cost data in digital format. The customer request placed a substantial time constraint on the Cost Estimation Team and their priorities did not include sufficient time to discover historical cost data.

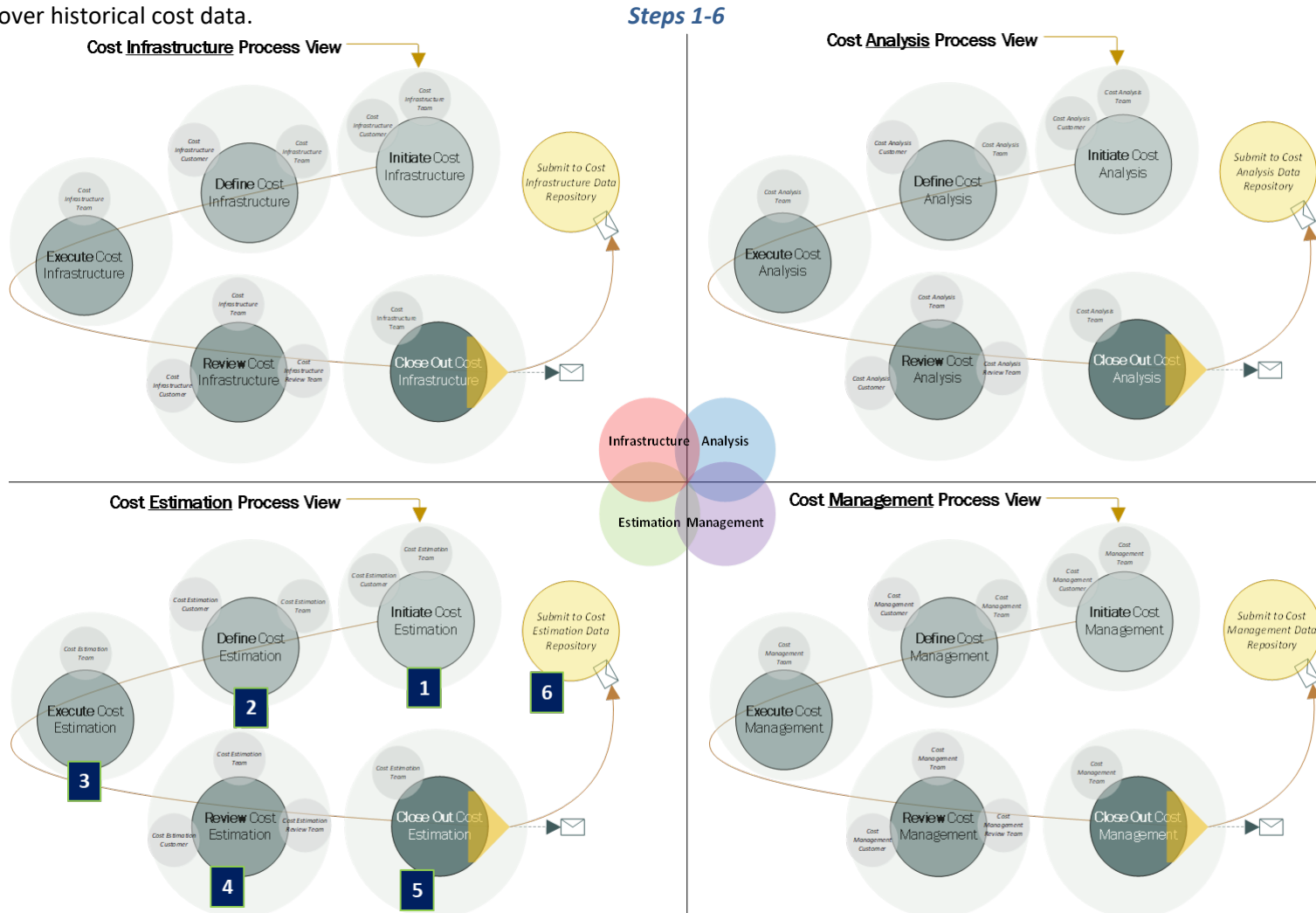


Figure 3. Organizational Cost Community Framework Case Study 1

### **6.1.1. Case Study 1: Process Step Descriptions**

1. **Initiate Cost Estimation** – The Cost Estimation Customer requests a cost estimate from the organization’s Cost Estimation Team.
2. **Define Cost Estimation** – The Cost Estimation Team and the Cost Estimation Customer define the scope of the cost estimate. The cost estimate definition is a minor redesign of a previously designed asset by the organization.
3. **Execute Cost Estimation** – The Cost Estimation Team did not have knowledge of any cost data that existed with respect to the development of the previously designed asset. The Cost Estimation Team decides to execute a cost estimate without the previous assets data reference.
4. **Review Cost Estimation** – The Cost Estimation Team completes the cost estimate and follows organizational requirements to have it reviewed by the organization’s leadership as part of the Cost Estimation Review Team. The Cost Estimation Review Team reviews the cost estimate and the scope of the asset. The Cost Estimation Review Team is not comfortable with the absence of the historic cost data due to the unique nature of the asset. The Cost Estimation Review Team rejects the cost estimate and requests that the Cost Estimation Team initiate a cost analysis with the goal of discovering the assets historic cost data and aligning it with the scope of the redesign cost estimate.
5. **Close Out Cost Estimation** – The Cost Estimation Team saves the static cost estimate package for future use.
6. **Submit to Cost Estimation Data Repository** – The Cost Estimation Team submits the static cost estimate package into the Cost Estimation Data Repository.

## 6.2. Case Study 2

### Case Study 2

Based on the feedback that the Cost Estimation Team received in Case Study 1 from the organization's leadership, the Cost Estimation Team initiated the Cost Analysis Process to explore what historic data may exist with respect to their asset in order to revisit the Cost Estimation Process.

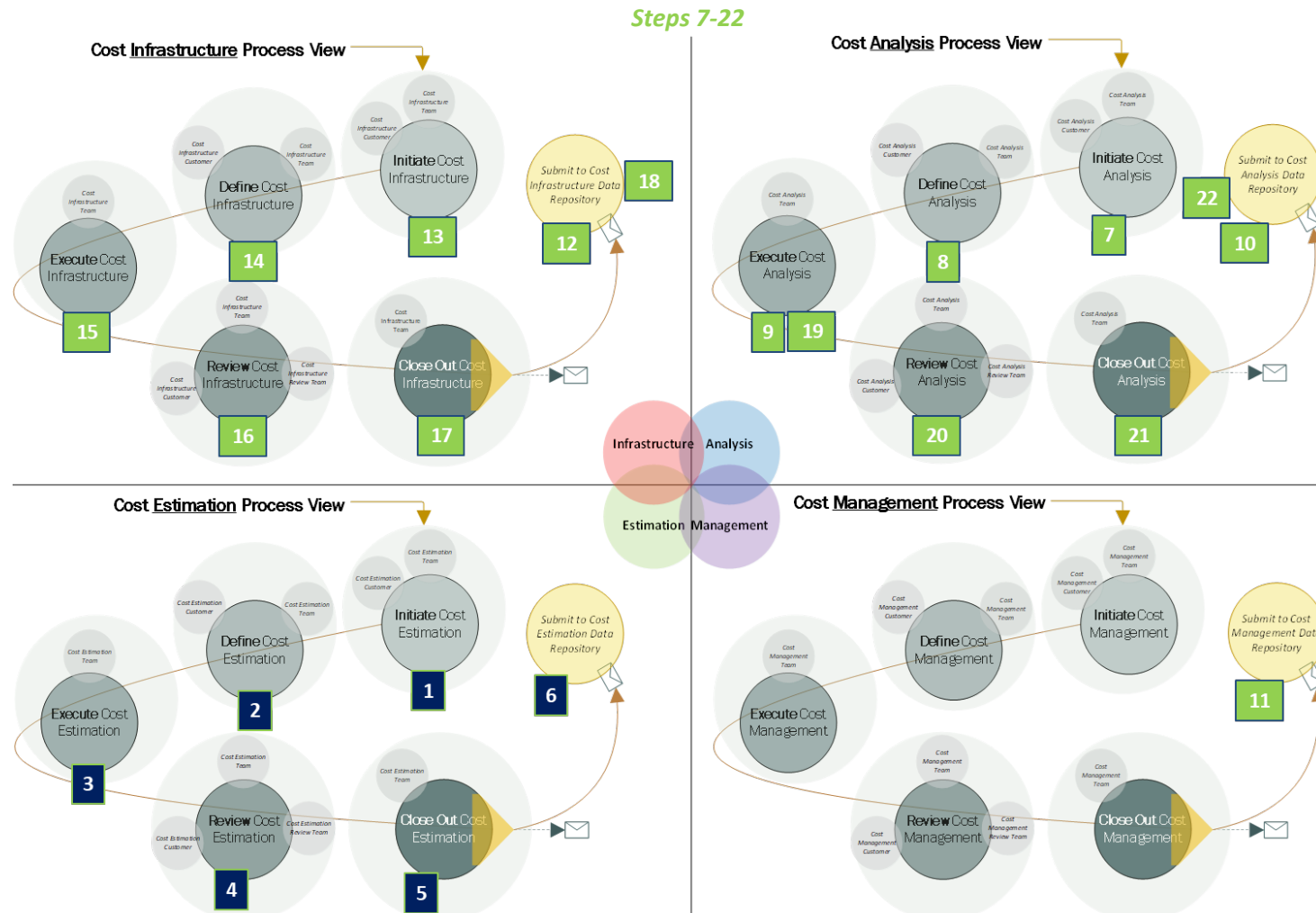


Figure 4. Organizational Cost Community Framework Case Study 2

### **6.2.1. Case Study 2: Process Step Descriptions**

7. **Initiate Cost Analysis** – The Cost Estimation Team initiates a cost analysis following the direction of the Cost Estimation Review Team. This is done in order to inform their cost estimate with data from the preceding asset.
8. **Define Cost Analysis** – The Cost Estimation Team (Cost Analysis Customer) and the Cost Analysis Team define the cost analysis product. The definition includes the exploration and collection of historic cost data, organization and normalization of the historic cost data, and alignment to the current scope of the assets redesign cost estimation package.
9. **Execute Cost Analysis** – The Cost Analysis Team explores the Cost Management, Cost Analysis, and Cost Infrastructure Data Repositories.
10. **Explore Cost Analysis Data Repository** – The Cost Analysis Data Repository does not render any valuable data in support of this effort.
11. **Explore Cost Management Data Repository** – The Cost Management Data Repository does render thousands of artifacts that included charging codes with related scope, but no traceable cost values.
12. **Explore Cost Infrastructure Data Repository** – The Cost Infrastructure Data Repository does render a historical database of charging codes with traceable cost values.
13. **Initiate Cost Infrastructure** – The discovery of the historical cost database prompts the Cost Analysis Team to initiate the Cost Infrastructure Process.
14. **Define Cost Infrastructure** – The Cost Infrastructure request includes gaining access and collaboration with the Cost Infrastructure Team to verify that the values in the database match the values of the organization’s formal historic reporting.
15. **Execute Cost Infrastructure** – The Cost Infrastructure Team completes the request, the Cost Analysis Team gains access to the database, and the teams complete the verification of the database.
16. **Review Cost Infrastructure** – The Cost Infrastructure Review Team completes the review of the request.
17. **Close Out Cost Infrastructure** – The Cost Infrastructure Team documents and closes the request.

18. **Submit to Cost Infrastructure Data Repository** – The Cost Infrastructure Team submits the product to the Cost Infrastructure Data Repository.
19. **Execute Cost Analysis** – The Cost Analysis Team executes the cost analysis with the acquired scoping artifacts and traceable cost data.
20. **Review Cost Analysis** – The Cost Analysis Review Team approves the cost analysis for submission to the Cost Estimation Team.
21. **Close Out Cost Analysis** – The Cost Analysis Team documents and closes out the analysis.
22. **Submit to Cost Analysis Data Repository and to Cost Estimation Team** – The Cost Analysis Team submits the cost analysis to the Cost Estimation Team and to the Cost Analysis Data Repository.

### 6.3. Case Study 3

#### Case Study 3

The Cost Analysis Team, through the Cost Analysis Process, completed the scope defined by the Cost Estimation Team in Case Study 2. The Cost Estimation Team revisits the Cost Estimation Process to seek approval from organizational leadership.

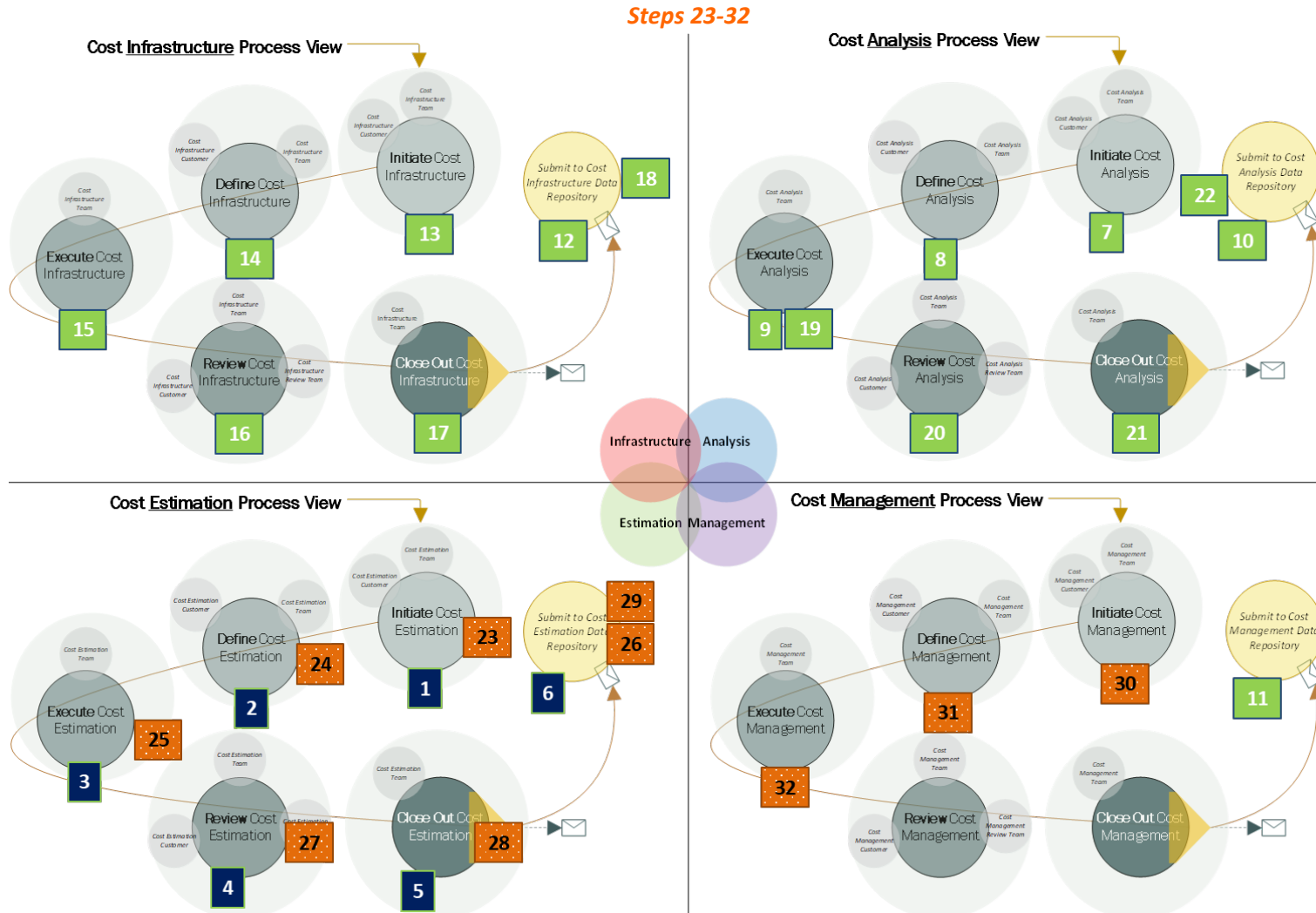


Figure 5. Organizational Cost Community Framework Case Study 3



### **6.3.1. Case Study 3: Process Step Descriptions**

23. **Initiate Cost Estimation** – The Cost Analysis Team in Case Study 2 sent the completed cost analysis package to the Cost Estimation Team to support the Cost Estimation Customer request from Case Study 1. The Cost Estimation Process starts again with Initiate Cost Estimation.
24. **Define Cost Estimation** – The Cost Estimation Team verifies with the Cost Estimation Customer that the definition of the cost estimate is the same as Case Study 1.
25. **Execute Cost Estimation** – The Cost Estimation Team utilizes the cost analysis to inform their cost estimate.
26. **Explore Cost Estimation Data Repository** – The Cost Estimation Team further utilizes the completed cost estimate package from Case Study 1 to present to serve as an artifact of comparison for the Cost Estimation Review Team.
27. **Review Cost Estimation** – The Cost Estimation Review Team appreciates that the Cost Estimation Team informed the cost estimate with the predecessor assets information from a verified cost analysis and approves the cost estimate package.
28. **Closeout Cost Estimation** – The Cost Estimation Team documents and closes out the cost estimate package.
29. **Submit to Cost Estimation Data Repository and Cost Estimation Customer** – The Cost Estimation Team saves the details of the request in the Cost Estimation Data Repository and submits the final cost estimate package to the Cost Estimation Customer.
30. **Initiate Cost Management** – The Cost Estimation Customer approves the cost estimate package. The organization initiates cost management.
31. **Define Cost Management** – The Cost Management Team defines the requirements and develops the cost management package.
32. **Execute Cost Management** – The Cost Management Team executes cost management.

### 6.4. Case Study 4

#### Case Study 4

The Cost Analysis Team, based on their discovery of historic cost data from Case Study 2, initiated the Cost Analysis Process to reconcile the continuum of historic cost data. Furthermore, the Cost Analysis Team initiated the Cost Infrastructure Process to develop an enabling capability to use the historic data for future estimation and analysis.

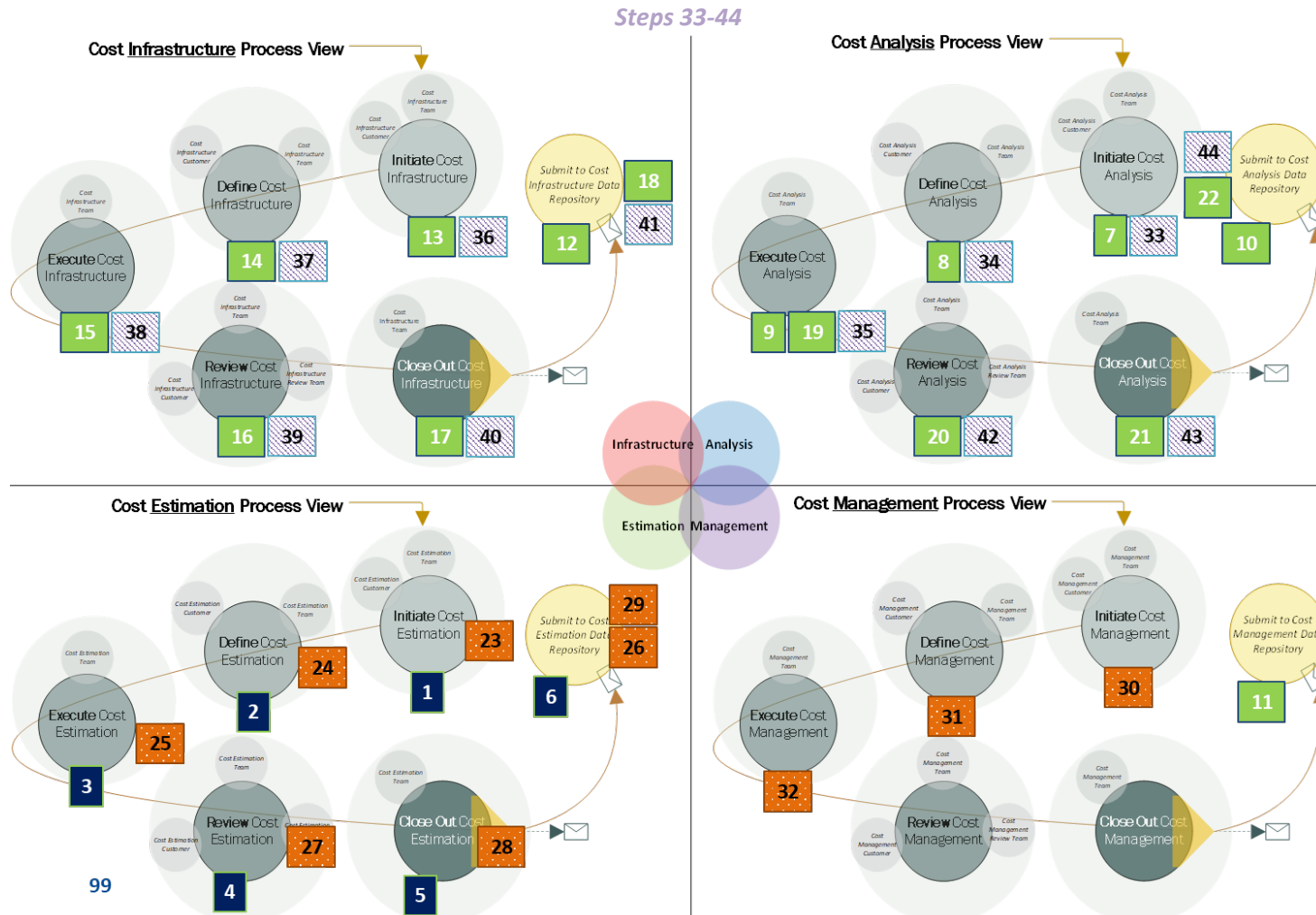


Figure 6. Organizational Cost Community Framework Case Study 4

#### **6.4.1. Case Study 4: Process Step Descriptions**

33. **Initiate Cost Analysis** – Based on the discovery of historic cost data from Case Study 2, the Cost Analysis Team revisits the Cost Analysis Process and becomes their own customer for Initiate Cost Analysis.
34. **Define Cost Analysis** – The Cost Analysis Team defines the analysis as the reconciliation of the continuum of historic cost data to include the newly discovered data. Furthermore, the Cost Analysis Team defines the requirement to develop a cost infrastructure capability in order to traverse the historic cost data and support future cost community products.
35. **Execute Cost Analysis** – The Cost Analysis Team executes the reconciliation of the historic cost data. Additionally, the Cost Analysis Team becomes the customer in the Cost Infrastructure Process.
36. **Initiate Cost Infrastructure** – The Cost Analysis Team describes the requirement to develop a cost infrastructure capability to traverse the continuum of historic cost data to support future cost community products with the Cost Infrastructure Team in the Initiate Cost Infrastructure step of the Cost Infrastructure Process.
37. **Define Cost Infrastructure** – The Cost Analysis Team and the Cost Infrastructure Team work together to complete the definition of requirements of the cost infrastructure capability that will include the reconciled historic cost data.
38. **Execute Cost Infrastructure** – The Cost Infrastructure Team executes the requirements of the capability.
39. **Review Cost Infrastructure** – The Cost Infrastructure and Cost Analysis Team review the completed development of the cost infrastructure capability.
40. **Close Out Cost Infrastructure** – The Cost Infrastructure Team closes out the documentation of the completed cost infrastructure capability for the Cost Analysis Team.
41. **Submit to Cost Infrastructure Data Repository** – The Cost Infrastructure Team submits the documentation of the completed scope to the Cost Infrastructure Data Repository.
42. **Review Cost Analysis** – The Cost Analysis Team reviews the reconciled historic cost data and the completed cost infrastructure capability completed by the Cost Infrastructure Team.

43. **Close Out Cost Analysis** – The Cost Analysis Team closes out the documentation of the reconciliation of the continuum of historic cost data and the cost infrastructure capability completed by the Cost Infrastructure Team.
44. **Submit to Cost Analysis Data Repository** – The Cost Analysis Team submits the completed documentation into the Cost Analysis Data Repository.

## **7. SUMMARY**

The four cost functions, the process steps, and their participants render the Organizational Cost Community Framework. This paper—through a series of interdependent case studies—demonstrates the sequential process through the Organizational Cost Community Framework’s four cost functions. Each case study includes descriptions of each step to support the Organizational Cost Community Framework utility and applicability to other organizational case studies.

It is important to note the sequence that initiates and completes each of the case studies. The Organizational Cost Community Framework maintains a historical, traceable, sequential process record that will improve an organization’s ability to prepare for future cost products. The generalized descriptions of the four cost functions, the process steps, and the participants provide sufficient artifacts to complete the introduction of the Organizational Cost Community Framework.

This Organizational Cost Community Framework will assist organizations exploring overlaps and gaps with respect to their cost community roles and responsibilities. Furthermore, this Organizational Cost Community Framework supports organizations seeking to improve the defensibility and sustainability of their cost estimation capabilities.

This Page Intentionally Left Blank

## REFERENCES

1. Putnam, Linda L., *Organizational Conflict Management: Revisiting the Past and Charting the Future*, The Tavistock Institute, Sage Publications, Los Angeles, CA, April 2007.
2. National Nuclear Security Administration, "Responsibilities for Independent Cost Estimates," Office of Cost Estimating and Program Evaluation, NAP-28, Department of Energy, Washington, DC, February 2016.
3. Young, Leone, Terry Josserand, and Edwin P. Chamberlin, "Analyzing Cost Estimating and Analysis Organizations within the United States Government," Sandia National Laboratories SAND2017-10992 Report, Albuquerque, NM, 2017.
4. Honour, Eric C., "Effective Characterization Parameters for Measuring Systems Engineering." Paper presented at the 8<sup>th</sup> Conference on Systems Engineering Research (CSER), Hoboken, NJ, March 17-19, 2010.
5. Kwak, Y.H. and R. Watson, "Conceptual Estimating Tool for Technology-Driven Projects: Exploring Parametric Estimating Technique," *Technovation: The International Journal of Technological Innovation, Entrepreneurship and Technology Management*, Elsevier Ltd., Cambridge, MA, 2005. [25(12), pp.1430-1436]
6. Kwak, Y.H., R.J. Watson and F.T. Anbari, "Comprehensive Framework for Estimating the Deployment Cost of Integrated Business Transformation Projects," *International Journal of Managing Projects in Business*, Emerald Publishing Ltd., Bradford, West Yorkshire, England, 2008. [1(1). pp. 131-139]
7. Farr, John V., "Life Cycle Cost Considerations for Complex Systems," *Systems Engineering – Practice and Theory*. InTech, Rijeka, Croatia, 2012.
8. Farr, John V., *Systems Life Cycle Costing: Economic Analysis, Estimation, and Management*, CRC Press, Taylor and Francis Publishing, Oxfordshire, UK, 2011.
9. Valerdi, Ricardo, "Heuristics for Systems Engineering Cost Estimation," *IEEE Systems Journal*, Piscataway, New Jersey, 2011. [5.1: 91-98]
10. Valerdi, Ricardo, *The Constructive Systems Engineering Cost Model (COSYSMO)*, Dissertation, University of Southern California, 2005.
11. Sewell, M. and M. Marczak, "Using Cost Analysis in Evaluation," The University of Arizona, Tucson, AZ, 2016.
12. Nolan, Andy and Olimpia Vlad and Andrew C. Pickard, "The 10+/-2 Factors for Estimate Success," ICEAA Symposium, Atlanta, GA, October 2016.

13. Tech Directions, Career Directions Cost Estimator, Prakken Publications, Ann Arbor, MI, September 2006. [66, 2; ABI/INFORM Collection, pg. 20]
14. Stewart, Rodney D., Richard M. Wyskida, and James D. Johannes, Cost Estimator's Reference Manual, Wiley, New York, NY, 1995.
15. Naval Sea Systems Command, Cost Estimating Handbook, Department of Defense. Washington, DC. 2005.
16. US Department of Energy, Department of Energy Cost Estimating Guide, Washington, DC, 2011.
17. Akintoye, Akintola, Analysis of Factors Influencing Project Cost Estimating Practice, Construction Management and Economics, Jan/Feb 2000. [18:1, pp. 77-89]
18. Young, Leone Z., John V. Farr and Ricardo Valerdi, "The Role of Complexities in Systems Engineering Cost Estimating Processes," Conference on Systems Engineering Research (CSER), Hoboken, NJ, 2010.
19. Brimson, James A., Activity Accounting: An Activity-based Costing Approach. Vol. 14. Wiley, New York, NY, 1991.
20. Ostwald, Phillip F., Cost Estimating for Engineering and Management, Prentice-Hall, Upper Saddle River, NJ, 1974.
21. National Aeronautics and Space Administration (NASA), 2008 NASA Cost Estimating Handbook (CEH), Washington, DC, 2008.
22. U.S Government Accountability Office, GAO Cost Estimating and Assessment Guide: Best Practices for Developing and Managing Capital Program Costs, GAO-09-3SP, Applied Research and Methods, Washington, DC, 2009.
23. International Cost Estimating and Analysis Association (ICEAA), Cost Estimating Body of Knowledge (CEBOK), ICEAA, Vienna, VA, 2013.
24. Drury, Colin, M., Management and Cost Accounting, Springer International Publishing, New York, NY, 2013.
25. Hansen, Don, Maryanne Mowen and Liming Guan, Cost Management: Accounting and Control. Cengage Learning, Boston, MA, 2007.
26. Horngren, Charles T., George Foster, Srikant M. Datar, Madhav V. Rajan and Chris M. Ittner, Cost Accounting: A Managerial Emphasis, 13<sup>th</sup> edition, Pearson Education India, London, England, 2009.



27. Nijkamp, Peter and Barry Ubbels, "How Reliable are Estimates of Infrastructure Costs? – A Comparative Analysis." *International Journal of Transport Economics/Rivista Internazionale di Economia dei Trasporti*, Accademia Editoriale, Pisa and Rome, Italy, 1999. [23-53]
28. National Research Council, *Managing for High-Quality Science and Engineering at the NNSA National Security Laboratories*, The National Academies Press, Washington, DC, 2013.
29. Project Management Institute, *A Guide to the Project Management Body of Knowledge (PMBOK Guide)*, 3<sup>rd</sup> edition, PMI Publications, Newtown Square, PA, 2004.
30. Blocher, Edward, Kung H. Chen, and W. Thomas Lin, *Cost Management: A Strategic Emphasis*, 2<sup>nd</sup> edition, McGraw-Hill/Irwin, Boston, MA, 2002.
31. Mouritsen, Jan, Allan Hansen and Carsten O. Hansen. "Inter-organizational Controls and Organizational Competencies: Episodes around Target Cost Management/Functional Analysis and Open Book Accounting." *Management Accounting Research*, Elsevier Ltd., Cambridge, MA, 2001. [12.2: 221-244]
32. Josserand, Terry, Leone Z. Young, and Edwin P. Chamberlin, "Building Foundations for Nuclear Security Enterprise Analysis Utilizing Nuclear Weapon Data," Sandia National Laboratories SAND2017-10660 Report, Albuquerque, NM, 2017.
33. Josserand, Terry, Leone Z. Young, and Edwin P. Chamberlin, "Introduction to the Organizational Cost Community Framework," Sandia National Laboratories SAND2017-8930 Report, Albuquerque, NM, 2017.

This Page Intentionally Left Blank

## **DISTRIBUTION**

1	MS0899	Technical Library	9536 (electronic copy)
---	--------	-------------------	------------------------

This Page Intentionally Left Blank



